



Ron Smith & Associates, Inc.

Testing Division

www.RonSmithandAssociates.com | testing@ronsmithandassociates.com

Summary Report

Footwear Comparison Proficiency Test #23301

Issued: August 29, 2023

On April 3, 2023, Ron Smith and Associates, Inc. (RS&A) shipped the Footwear Comparison Proficiency Test #23301. Participants were required to submit their responses no later than July 7, 2023 in order for them to be included in this summary report.

A total of 28 tests were ordered and shipped, with 23 participants returning their responses. **This summary report is based on 138 individual responses (23 participants returning 6 responses each).** The test was provided in both digital and hard copy format and included six questioned impressions and two pairs of known footwear standards.

The results presented in this report reflect whether or not the participants' submitted results agree or disagree with the assigned values garnered from pre-distribution testing and outlined in *The Manufacturer's Report* (Appendix 1). The primary purpose of a Summary Report is to provide an overall documentation of all the submitted responses. It is RS&A's intention to go a step further by providing more meaningful statistical results through analyzing the submitted responses in relation to the demographics obtained from each of the examiners participating in this proficiency test. All results and statistics for this test will be outlined through graphs and charts found in the remainder of this report.

Prior to distribution of this test, all the expected responses were determined, by internal and external consensus, to be either "Identification" (Association) or "Exclusion" (Non- Association); however, we are aware that some agencies allow for a conclusion of "Inconclusive" in their casework. In designing this Proficiency Test, there was no intention to force a participant to render a conclusion which goes beyond their considered opinion. To satisfy this option, participants were allowed to enter "Inconclusive" as a response. Due to the fact that a participant's "Inconclusive" response does not meet the assigned values, it will appear as an inconsistent response in this summary report and be incorporated as such in the statistical analysis. It will be up to each agency to decide if the participant's "Inconclusive" response qualifies as being acceptable under their policies and procedures.

RS&A strives to maintain the confidentiality of all its clients and participants. All results are obtained and published using randomly generated test codes. RS&A will not release the identity of any participant without the written consent of the participant and/or the agency involved.

For any questions or further information, please contact our Proficiency Testing Coordinator by emailing testing@ronsmithandassociates.com or by calling toll free at 1-866-832-6772.

Appendix 1

Test Manufacturer's Information **Footwear Comparison Proficiency Test #23301**

This proficiency test consisted of six questioned impressions, two pairs of known shoes, and the known standards and overlays of those shoes. The participant was expected to compare the known shoes and standards to the questioned impressions for a determination of identification or exclusion. The assigned values are as follows:

Questioned (Q-#)	Conclusion	Known Shoe (K-#)
Q-1	Identification	K-1, Left Shoe
Q-2	Identification	K-4, Right Shoe
Q-3	Identification	K-3, Left Shoe
Q-4	Identification	K-2, Right Shoe
Q-5	Identification	K-1, Left Shoe
Q-6	Identification	K-2, Right Shoe

The assigned values below were determined through the ground truth information and verified through unanimous agreement during pre-distribution testing.

Known Shoe Information: Hoka One, US size 7.5 (K-1 through K-4)

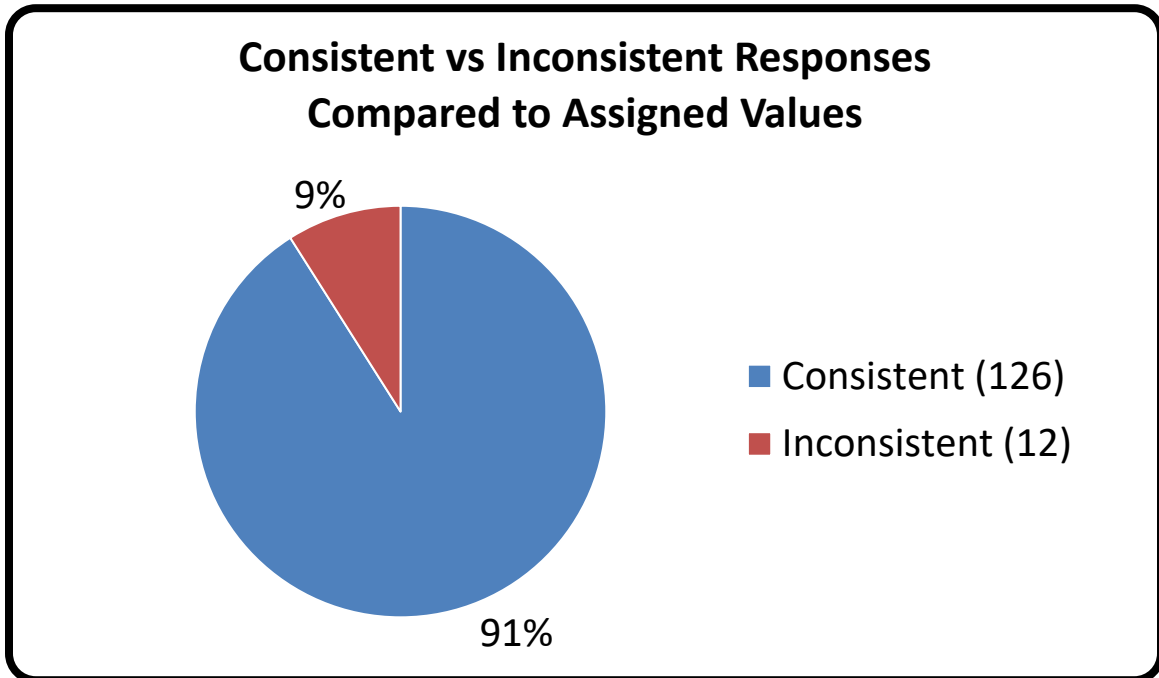
Individual reports will be provided to participants by early August 2023. The final summary report for this test will be posted on the Ron Smith and Associates website by late August 2023 using the following link: <http://www.ronsmithandassociates.com/proficiency/footwear.html>

It is recommended to postpone evaluating an individual's performance until after you have received the statistical averages contained in the summary report.

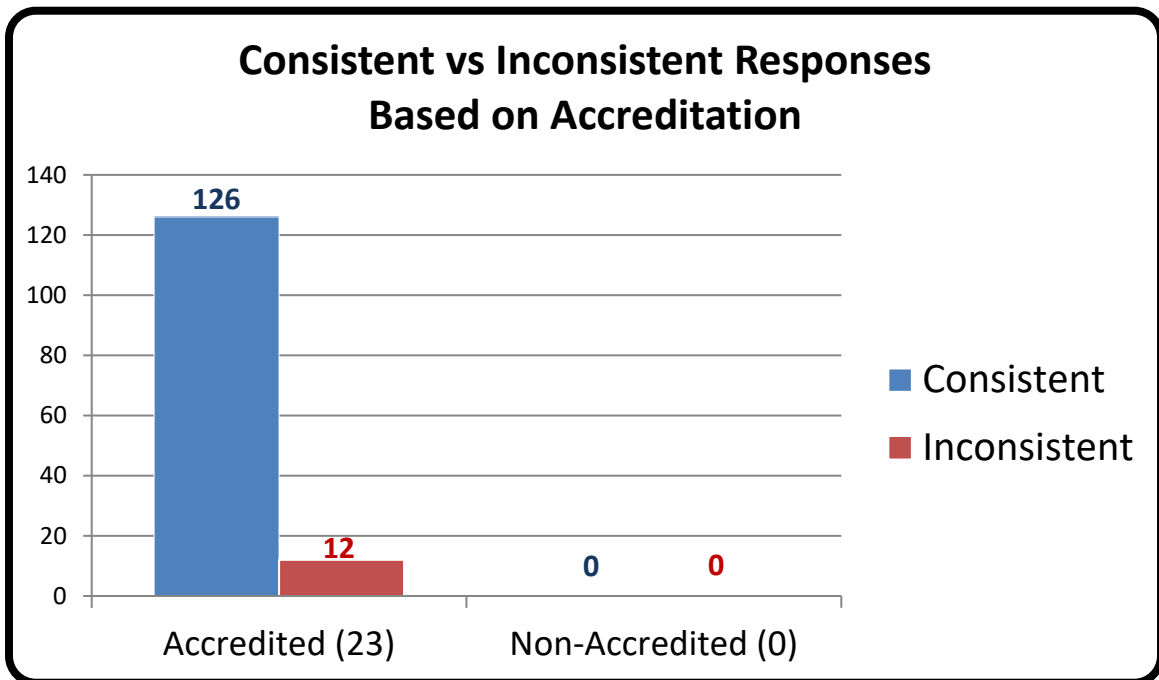
For any questions or further information, contact our Proficiency Testing Coordinator by emailing testing@ronsmithandassociates.com or by calling toll free at 1-866-832-6772.

Authorized by: Jon S. Byrd, CEO
Date of Issue: July 20, 2023

Appendix 2



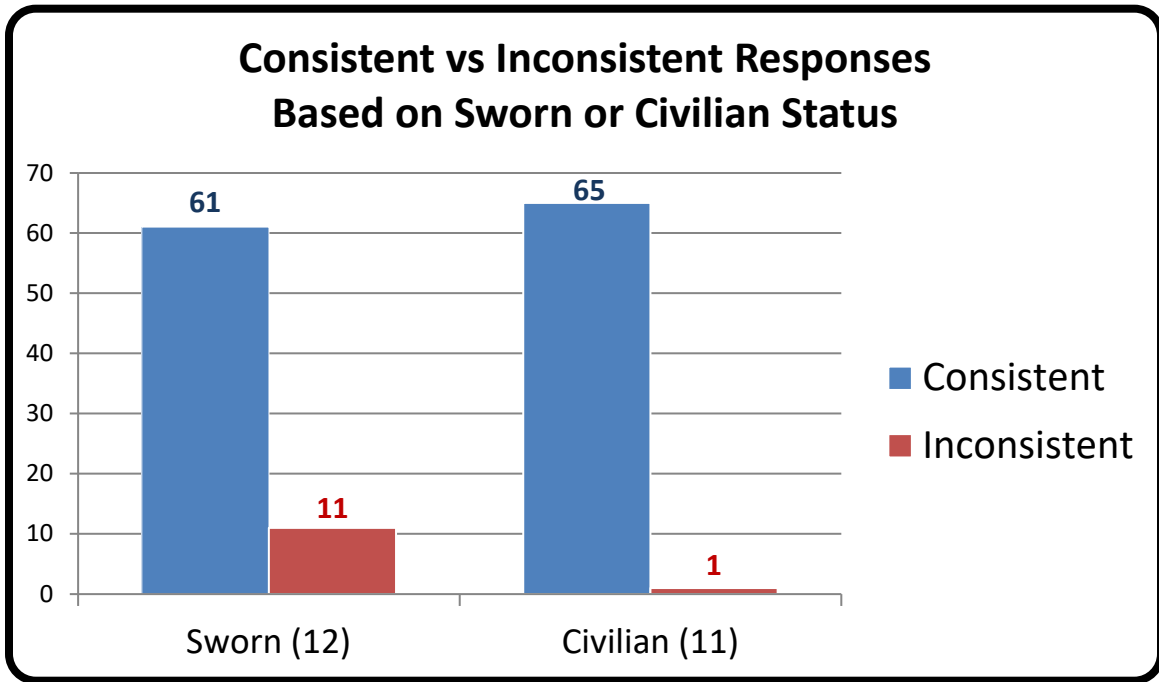
Appendix 3



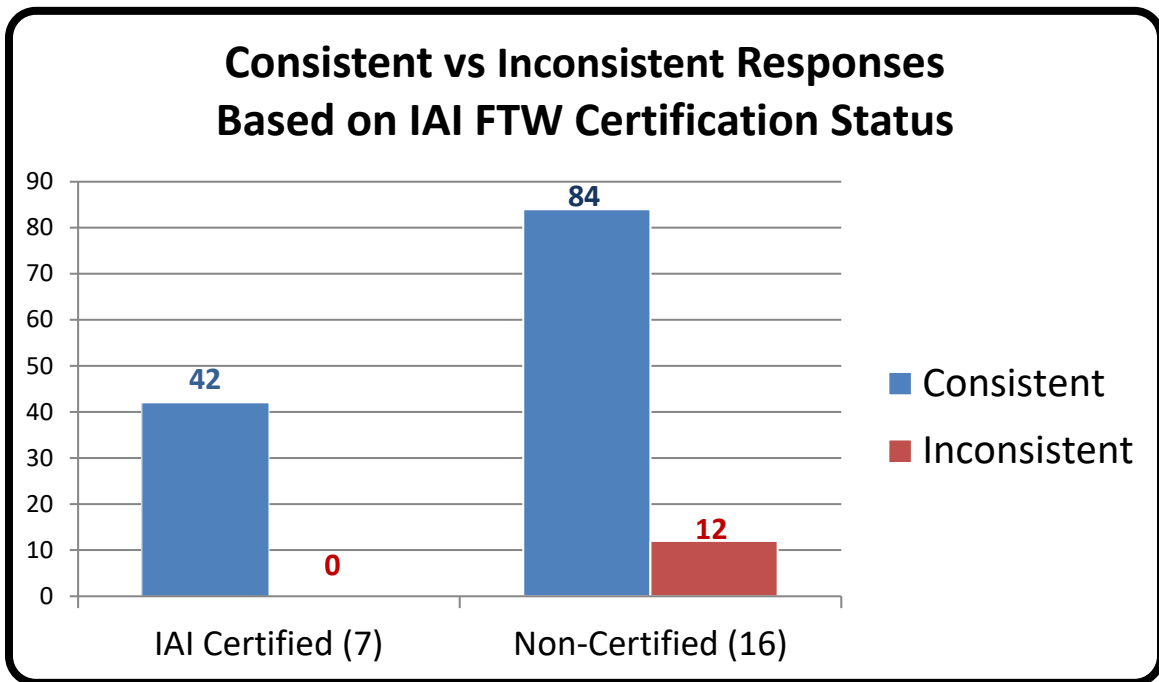
*Numerical values shown are based on **23 participant submissions, each with 6 responses, equaling 138 total responses.**

*For further information, please read *Manufacturer's Additional Observations* on the final page of this report.

Appendix 4



Appendix 5

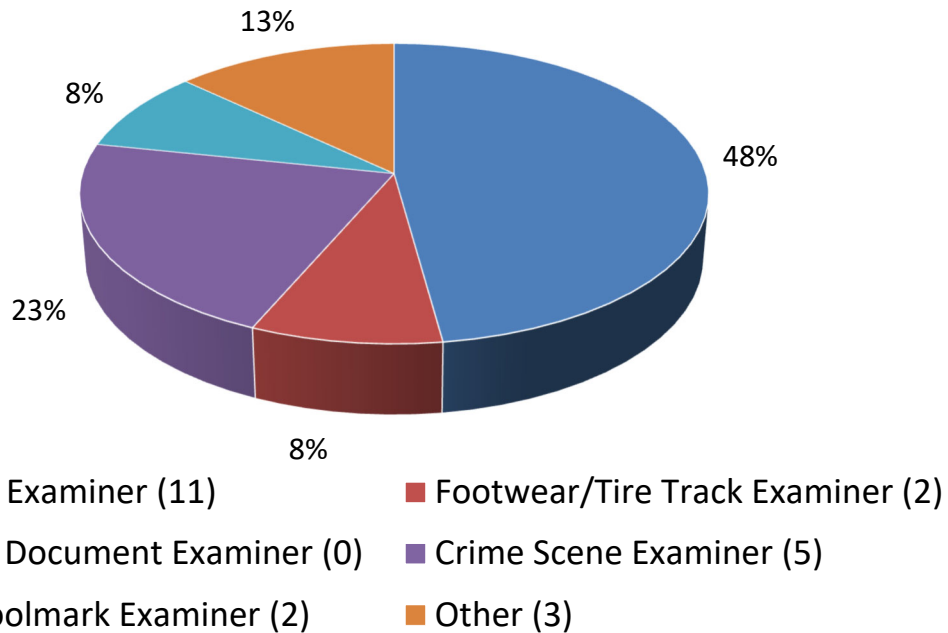


*Numerical values shown are based on 23 participant submissions, each with 6 responses, equaling 138 total responses.

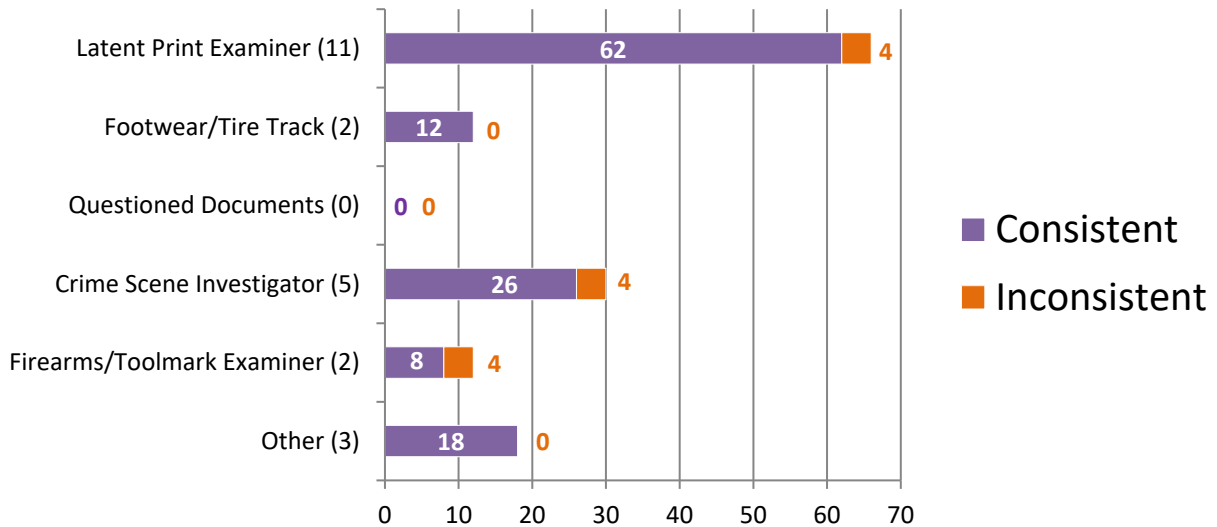
*For further information, please read *Manufacturer's Additional Observations* on the final page of this report.

Appendix 6

Percentage of Participants Based on Primary Job Position



Consistent vs Inconsistent Responses Based on Primary Job Position

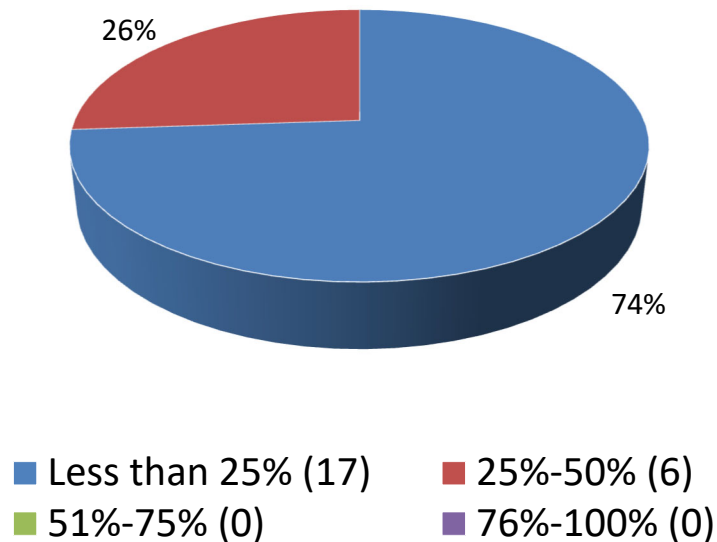


*Numerical values shown are based on **23 participant submissions, each with 6 responses, equaling 138 total responses.**

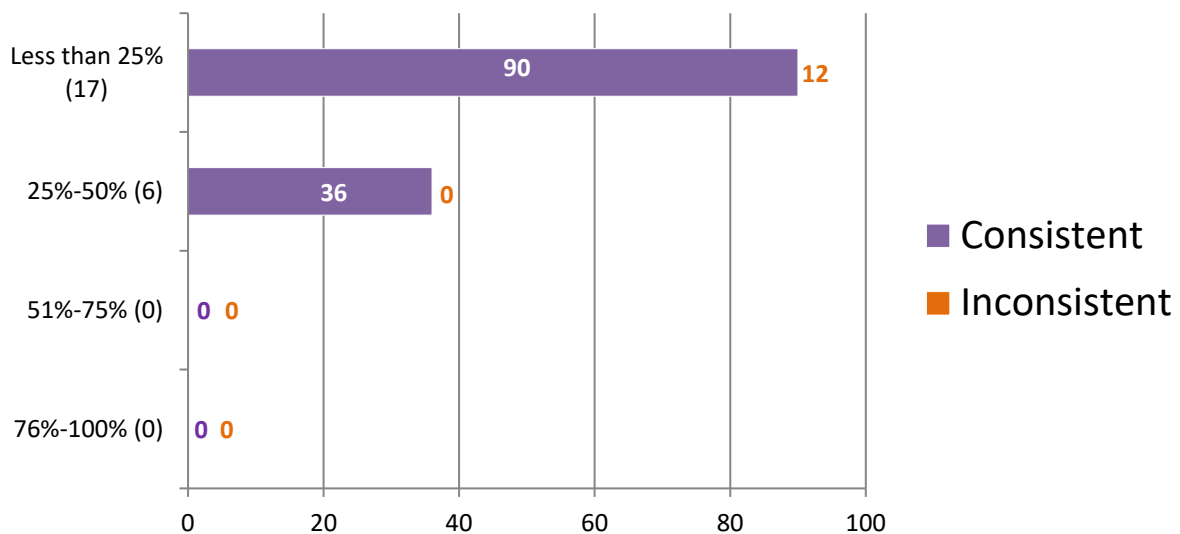
*For further information, please read *Manufacturer's Additional Observations* on the final page of this report.

Appendix 7

Percentage of Participants Based on Time Devoted to Footwear Casework



Consistent vs Inconsistent Responses Based on Time Devoted to Footwear Casework

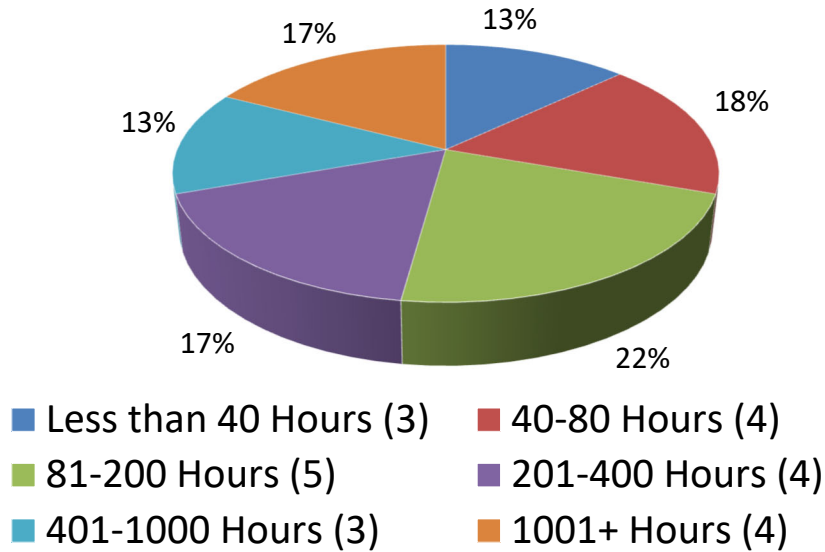


*Numerical values shown are based on **23 participant submissions, each with 6 responses, equaling 138 total responses.**

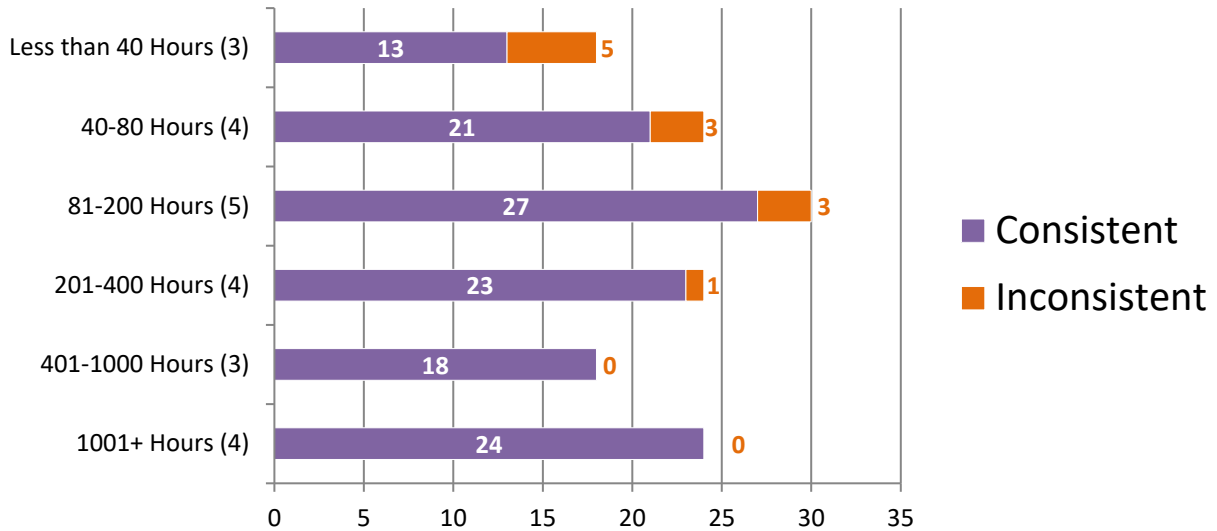
*For further information, please read *Manufacturer's Additional Observations* on the final page of this report.

Appendix 8

Percentage of Participants Based on Hours of Footwear Training Completed



Consistent vs Inconsistent Responses Based on Hours of Footwear Training Completed

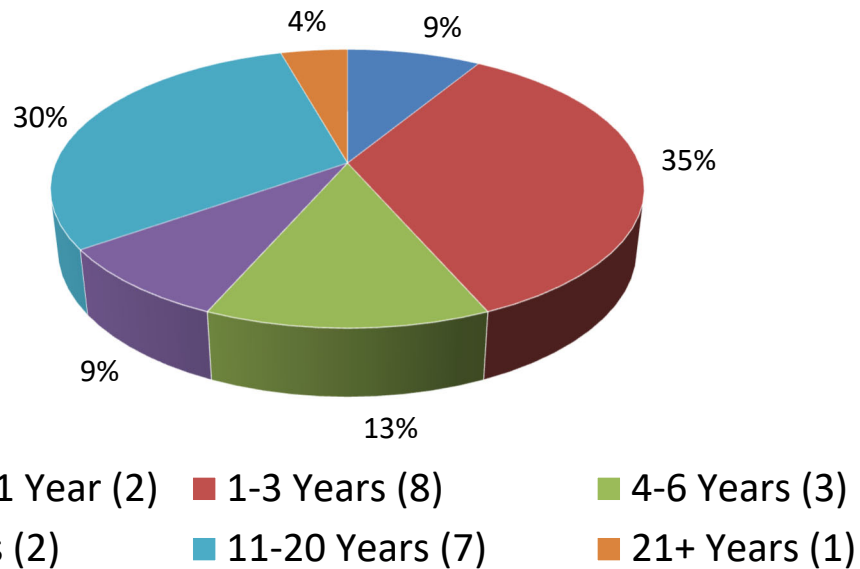


*Numerical values shown are based on **23 participant submissions, each with 6 responses, equaling 138 total responses.**

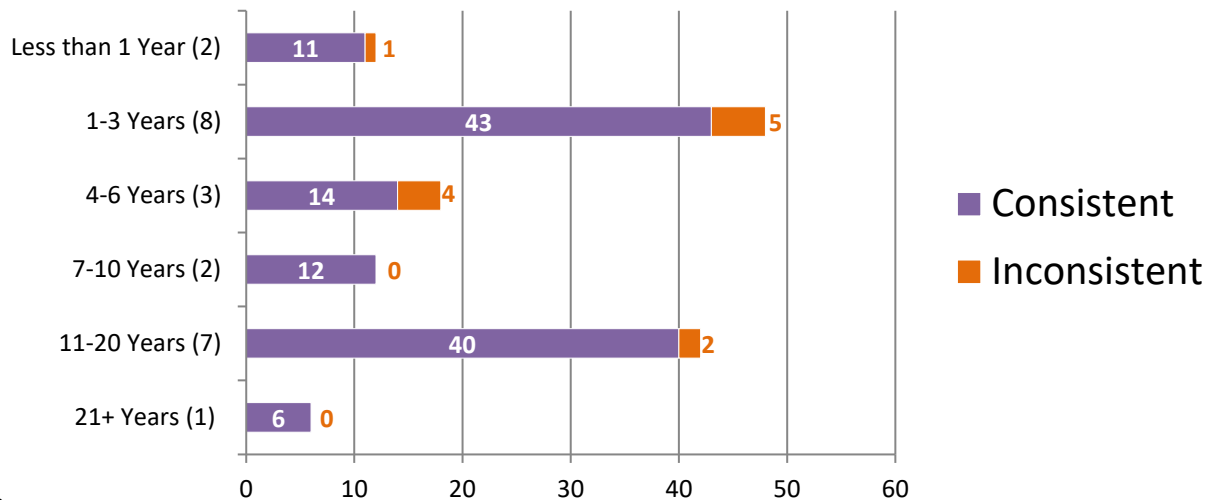
*For further information, please read *Manufacturer's Additional Observations* on the final page of this report.

Appendix 9

**Percentage of Participants
Based on Years of Experience in Footwear Examinations**



**Consistent vs Inconsistent Responses
Based on Years of Experience in Footwear
Examinations**

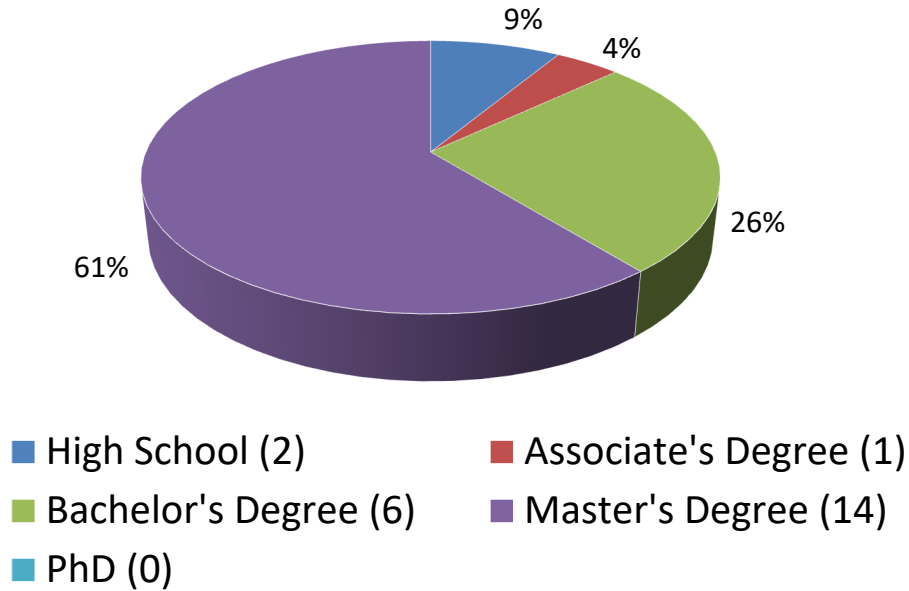


*Numerical values shown are based on **23 participant submissions, each with 6 responses, equaling 138 total responses.**

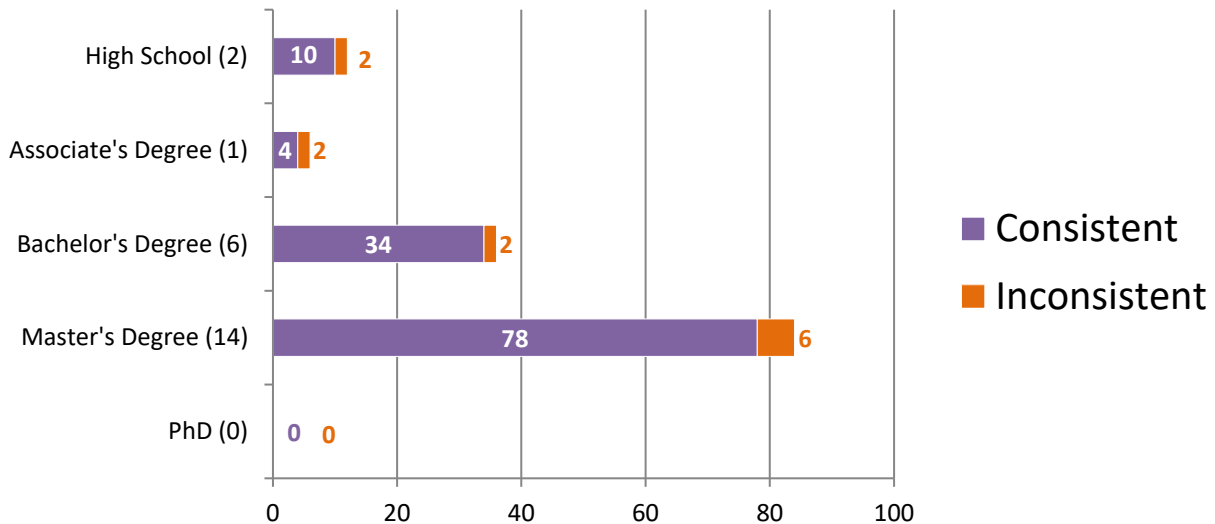
*For further information, please read *Manufacturer's Additional Observations* on the final page of this report.

Appendix 10

Percentage of Participants Based on Highest Level of Education Completed



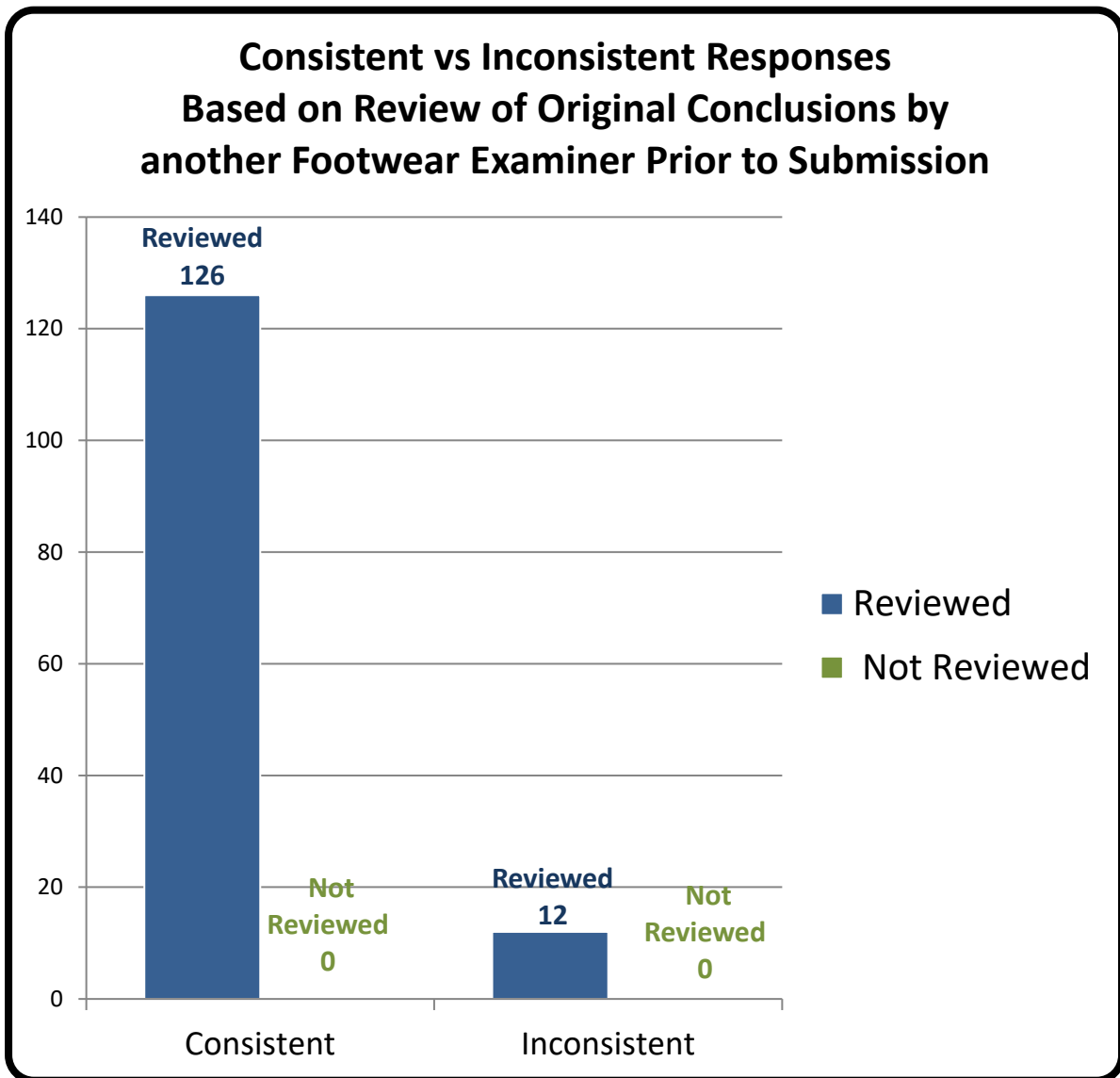
Consistent vs Inconsistent Responses Based on Highest Level of Education Completed



*Numerical values shown are based on **23 participant submissions, each with 6 responses, equaling 138 total responses.**

*For further information, please read *Manufacturer's Additional Observations* on the final page of this report.

Appendix 11



*Numerical values shown are based on **23 participant submissions, each with 6 responses, equaling 138 total responses.**

*For further information, please read *Manufacturer's Additional Observations* on the final page of this report.

Appendix 12

Participant Responses Listed by Test Code

Questioned Impression #	Q-1	Q-2	Q-3	Q-4	Q-5	Q-6	
Assigned Values	ID K-1	ID K-4	ID K-3	ID K-2	ID K-1	ID K-2	
Test Code	7938H23301	ID K-1	ID K-4	ID K-3	ID K-2	ID K-1	ID K-2
	1925R23301	ID K-1	ID K-4	ID K-3	ID K-2	ID K-1	ID K-2
	744Y23301	ID K-1	ID K-4	ID K-3	ID K-2	ID K-1	ID K-2
	6673C23301	ID K-1	ID K-4	ID K-3	ID K-2	ID K-1	ID K-2
	3659L23301	ID K-1	ID K-4	ID K-3	INC	ID K-1	ID K-2
	4782U23301	ID K-1	ID K-4	ID K-3	INC	ID K-1	ID K-2
	7555B23301	ID K-1	ID K-4	ID K-3	EXC	ID K-1	ID K-2
	3734H23301	ID K-1	ID K-4	ID K-3	EXC	ID K-1	ID K-2
	1682N23301	ID K-1	ID K-4	ID K-3	EXC	ID K-1	ID K-2
	2446K23301	ID K-1	ID K-3	HDA K-3	INC	ID K-1	ID K-2
	7050A23301	ID K-1	ID K-3	HDA K-3	INC	ID K-1	ID K-2
	463T23301	ID K-1	ID K-4	ID K-3	ID K-2	ID K-1	ID K-2
	3446W23301	ID K-1	ID K-4	ID K-3	ID K-2	ID K-1	ID K-2
	2282L23301	ID K-1	ID K-4	ID K-3	ID K-2	ID K-1	ID K-2
	8867P23301	ID K-1	ID K-4	ID K-3	ID K-2	ID K-1	ID K-2

6011M23301	ID K-1	ID K-4	ID K-3	EXC	ID K-1	ID K-2
8841G23301	ID K-1	ID K-4	ID K-3	ID K-2	ID K-1	ID K-2
9365B23301	ID K-1	ID K-4	ID K-3	EXC	ID K-1	ID K-2
5795E23301	ID K-1	ID K-4	ID K-3	ID K-2	ID K-1	ID K-2
6731B23301	ID K-1	ID K-4	ID K-3	ID K-2	ID K-1	ID K-2
449E23301	ID K-1	ID K-4	ID K-3	ID K-2	ID K-1	ID K-2
3189D23301	ID K-1	ID K-4	ID K-3	ID K-2	ID K-1	ID K-2
8941S23301	ID K-1	ID K-4	ID K-3	INC	ID K-1	ID K-2

Totals

Questioned Impression #	Q-1	Q-2	Q-3	Q-4	Q-5	Q-6
Assigned Values	ID K-1	ID K-4	ID K-3	ID K-2	ID K-1	ID K-2
Consistent Responses	23	21	23	13	23	23
Inconsistent Responses	0	2	0	10	0	0
Percentage of Consistent Responses	100%	95%	100%	56%	100%	100%

Participant's Additional Comments

Test Code	Comments
7938H23301	I think it might be a little more useful test if you could put one together that could span the scope of conclusions and for those conclusions "in-the-middle" allow for a reasonable variance in the possible answers, so it would more realistically resemble case work and be a more challenging exercise of an examiners rational thinking and decision making.

Manufacturer's Additional Observations

Based upon a review of the submitted responses, the following observations were noted:

1. There were only 12 inconsistent responses out of 138 total responses that could not be supported. All 12 inconsistent responses were: from accredited laboratories, non-certified examiners, reviewed prior to submitting, and examiners that spend less than 25% of their time on footwear cases. 11 of the 12 inconsistent responses were submitted by sworn examiners.
2. All 12 inconsistent responses were submitted by 2 participating laboratories.

Authorized by: Jon S. Byrd
Date of Issue: August 29, 2023