



Ron Smith & Associates, Inc. Testing Division

Toll Free: 1-866-832-6772 | www.RonSmithandAssociates.com
Email: testing@ronsmithandassociates.com

Summary Report Tire Track Comparison Proficiency Test #22401 Issued: August 26, 2022

On April 22, 2022, Ron Smith and Associates, Inc. (RS&A) shipped the Tire Track Comparison Proficiency Test #22401. Participants were required to submit their responses no later than July 15, 2022 in order for them to be included in this summary report.

A total of 15 tests were ordered and shipped, with 15 participants returning their responses. **This summary report is based on 60 individual responses (15 individual submissions returning 4 responses each).** The test was provided in hard copy format and included sectional photographs of A known tire, known impressions of the tire, and four (4) questioned impressions.

The results presented in this report reflect whether or not the participants' submitted results agree or disagree with the assigned values garnered from pre-distribution testing and outlined in *The Manufacturer's Report* (Appendix 1). The primary purpose of a Summary Report is to provide an overall documentation of all the submitted responses. It is RS&A's intention to go a step further by providing more meaningful statistical results through analyzing the submitted responses in relation to the demographics obtained from each of the examiners participating in this proficiency test. All results and statistics for this test will be outlined through graphs and charts found in the remainder of this report.

Prior to distribution of this test, all the expected responses were determined, by internal and external consensus, to be either "Identification" (Association) or "Exclusion" (Non-Association); however, we are aware that some agencies allow for a conclusion of "Inconclusive" in their casework. In designing this Proficiency Test, there was no intention to force a participant to render a conclusion which goes beyond their considered opinion. To satisfy this option, participants were allowed to enter "Inconclusive" as a response. Due to the fact that a participant's "Inconclusive" response does not meet the assigned values, it will appear as an inconsistent response in this summary report and be incorporated as such in the statistical analysis. It will be up to each agency to decide if the participant's "Inconclusive" response qualifies as being acceptable under their policies and procedures.

RS&A strives to maintain the confidentiality of all its clients and participants. All results are obtained and published using randomly generated test codes. RS&A will not release the identity of any participant without the written consent of the participant and/or the agency involved.

For any questions or further information, please contact our Proficiency Testing Coordinator by emailing testing@ronsmithandassociates.com or by calling toll free at 1-866-832-6772.

Appendix 1

Test Manufacturer's Information

Tire Track Comparison Proficiency Test #22401

This proficiency test consisted of sectional photographs of a known tire, known impressions of the tire, and four (4) questioned impressions. The participant was expected to compare the known tire sections and standards to the questioned impressions for a determination of inclusion/exclusion. The assigned values were as follows:

Questioned (Q-#)	Conclusion	Known Tire Section #
Q-1	Identification	Section G
Q-2	Identification	Section C
Q-3	Identification	Section E
Q-4	Exclusion	N/A

The assigned values below were determined through the ground truth information and verified through unanimous agreement during pre-distribution testing.

Known Tire Information: Firestone All Season, passenger front tire (Section A through Section I)
Firestone All Season, driver rear tire (Exclusions)

Individual reports will be provided to participants by mid August 2022. The final summary report for this test will be posted on the Ron Smith and Associates website by late August 2022 using the following link: <http://www.ronsmithandassociates.com/proficiency/tiretrackcomparison.html>

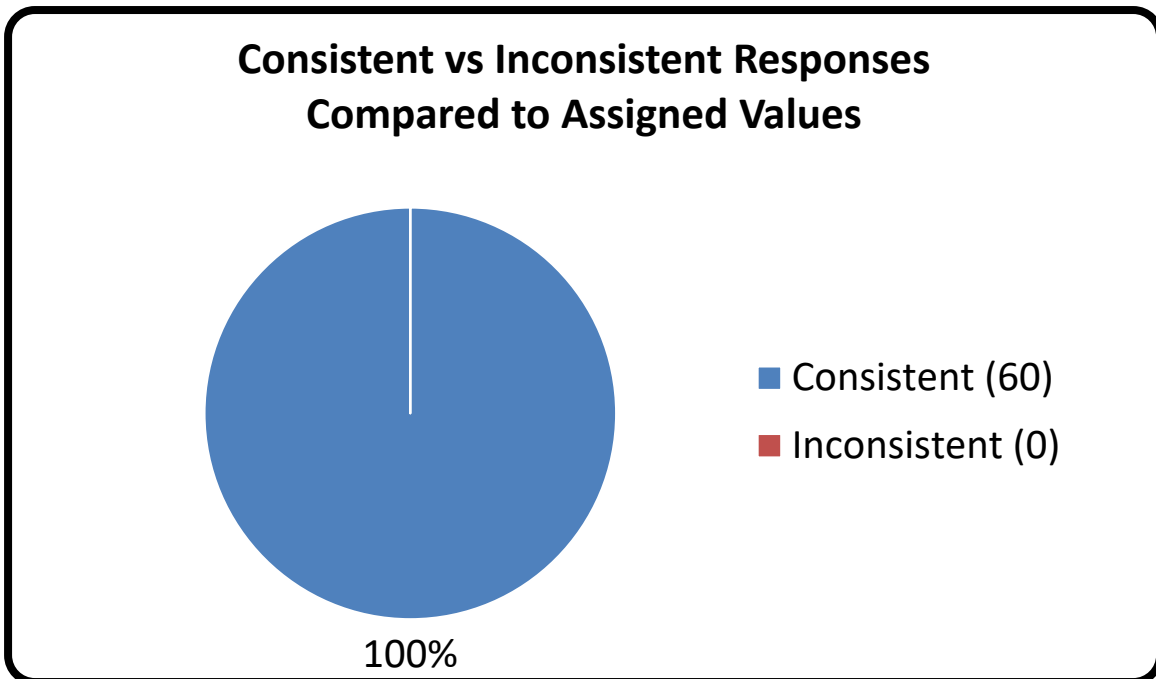
It is recommended to postpone evaluating an individual's performance until after you have received the statistical averages contained in the summary report.

For any questions or further information, contact our Proficiency Testing Coordinator by emailing testing@ronsmithandassociates.com or by calling toll free at 1-866-832-6772.

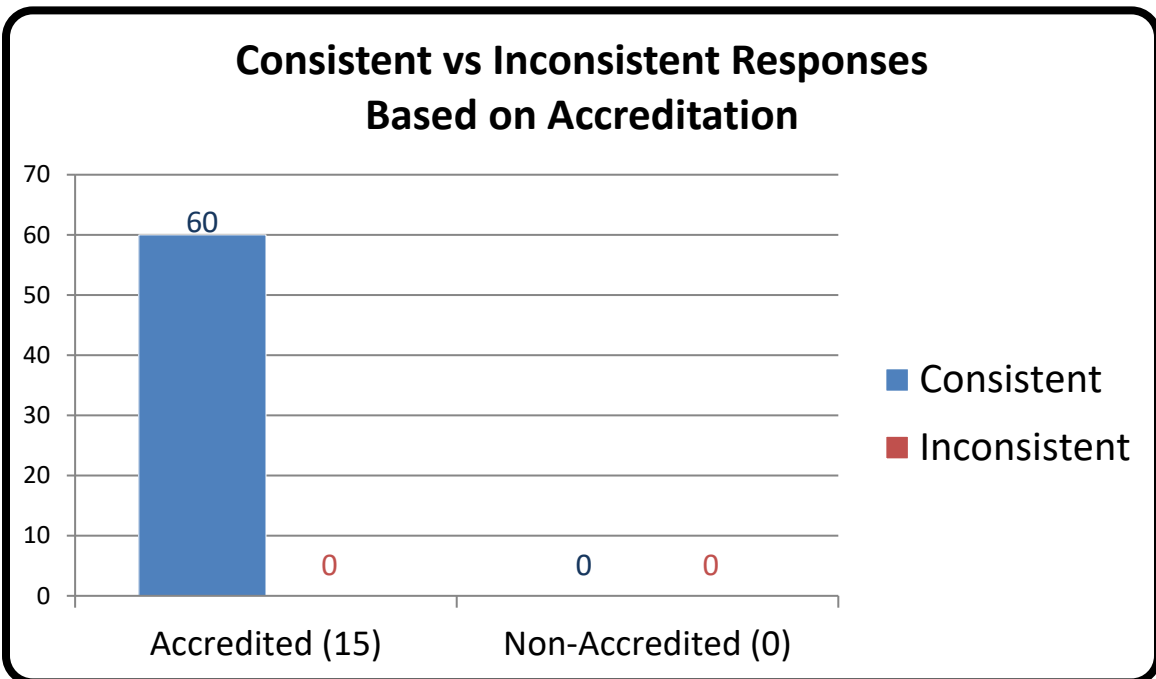
Authorized by: Ron Smith, President

Issue Date: July 28, 2022

Appendix 2



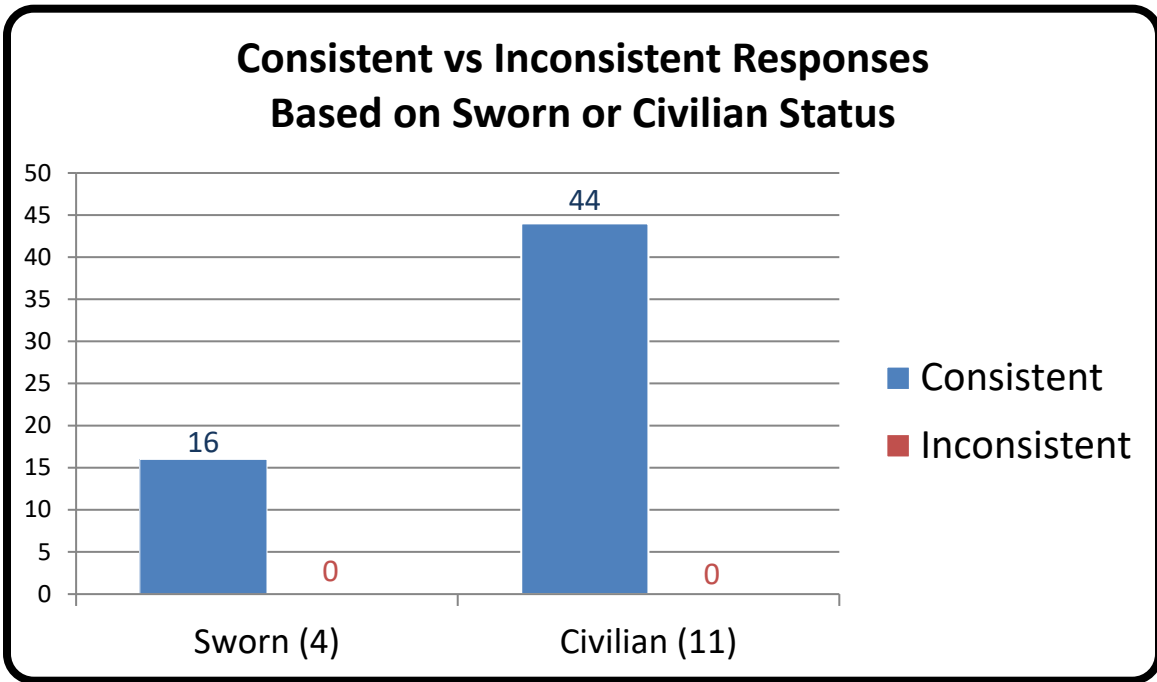
Appendix 3



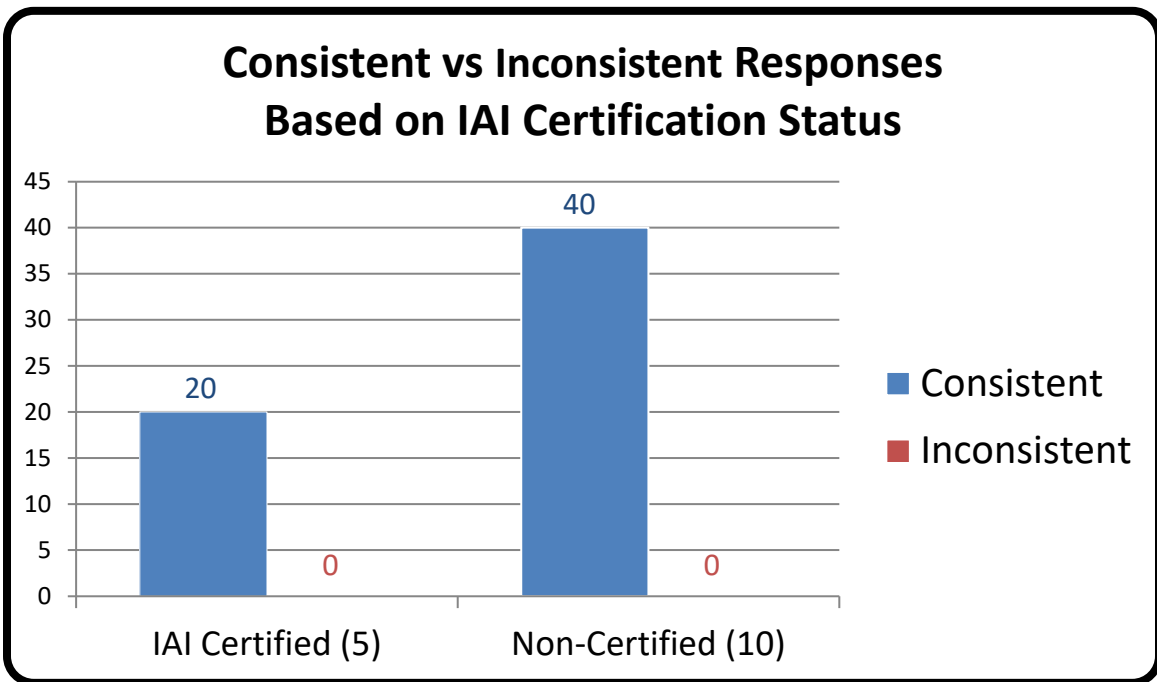
*Numerical values shown are based on 15 participant submissions, each with 4 responses, equaling 60 total responses.

*For further information, please read *Manufacturer's Additional Observations* on the final page of this report.

Appendix 4



Appendix 5

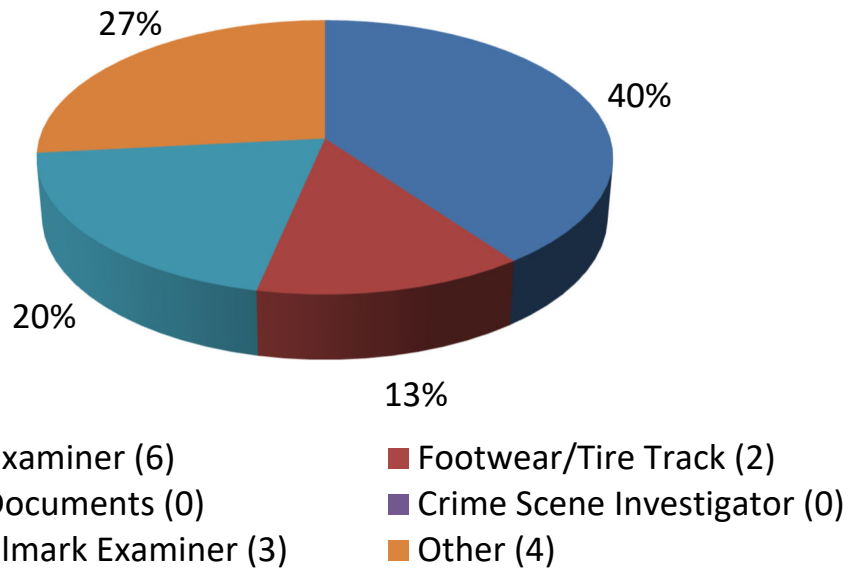


*Numerical values shown are based on 15 participant submissions, each with 4 responses, equaling 60 total responses.

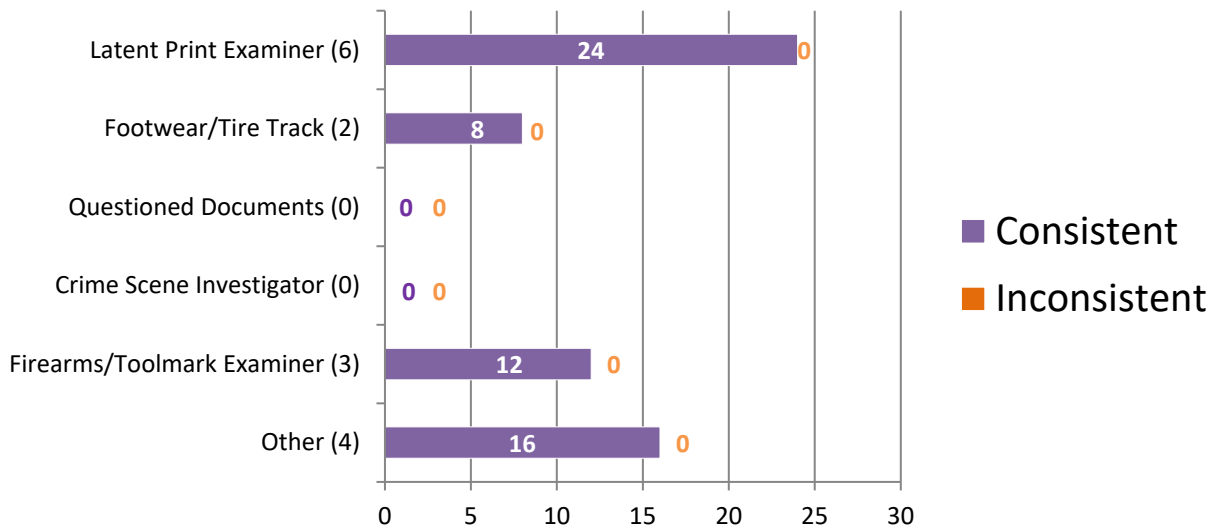
*For further information, please read *Manufacturer's Additional Observations* on the final page of this report.

Appendix 6

Percentage of Participants Based on Primary Job Position



Consistent vs Inconsistent Responses Based on Primary Job Position

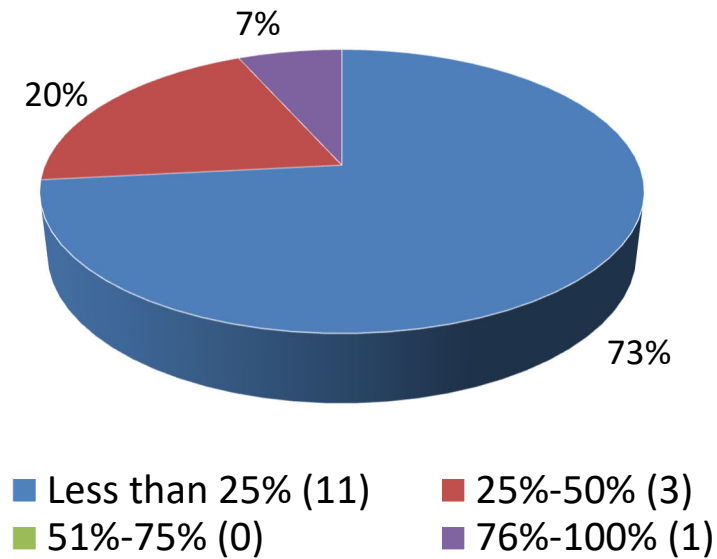


*Numerical values shown are based on 15 participant submissions, each with 4 responses, equaling 60 total responses.

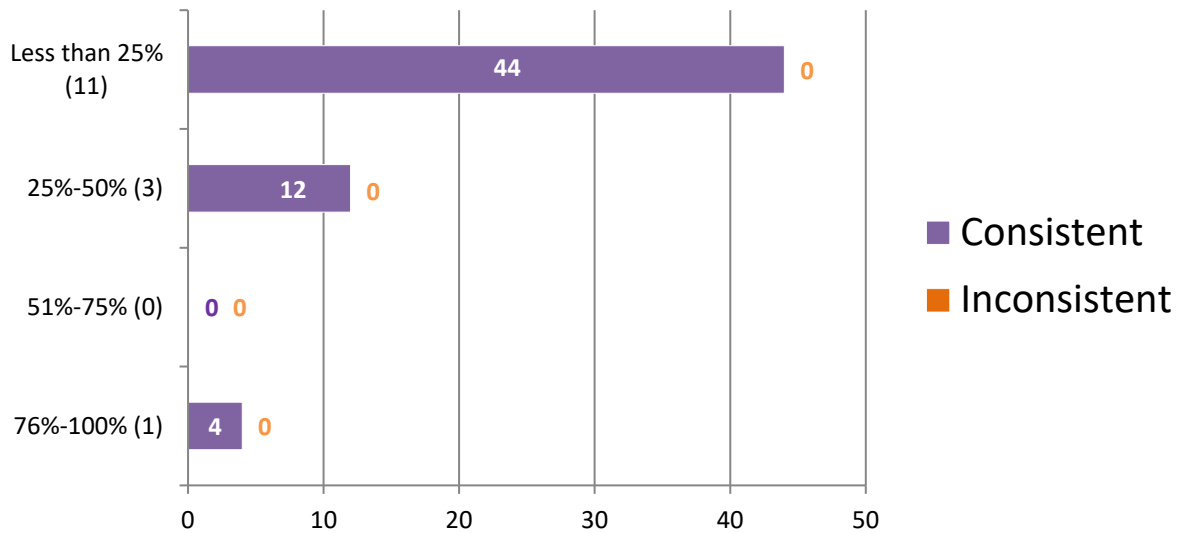
*For further information, please read *Manufacturer's Additional Observations* on the final page of this report.

Appendix 7

Percentage of Participants Based on Time Devoted to Footwear/Tire Track Casework



Consistent vs Inconsistent Responses Based on Time Devoted to Footwear/Tire Track Casework

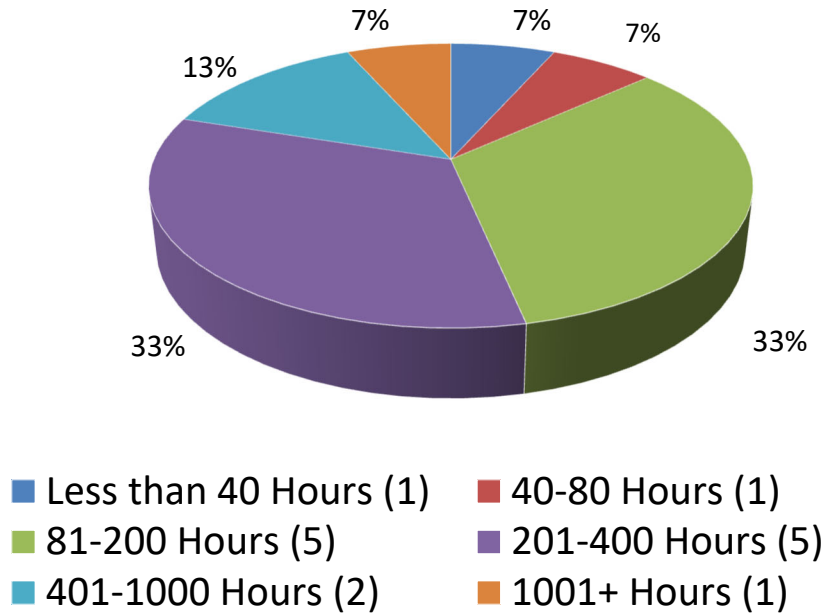


*Numerical values shown are based on 15 participant submissions, each with 4 responses, equaling 60 total responses.

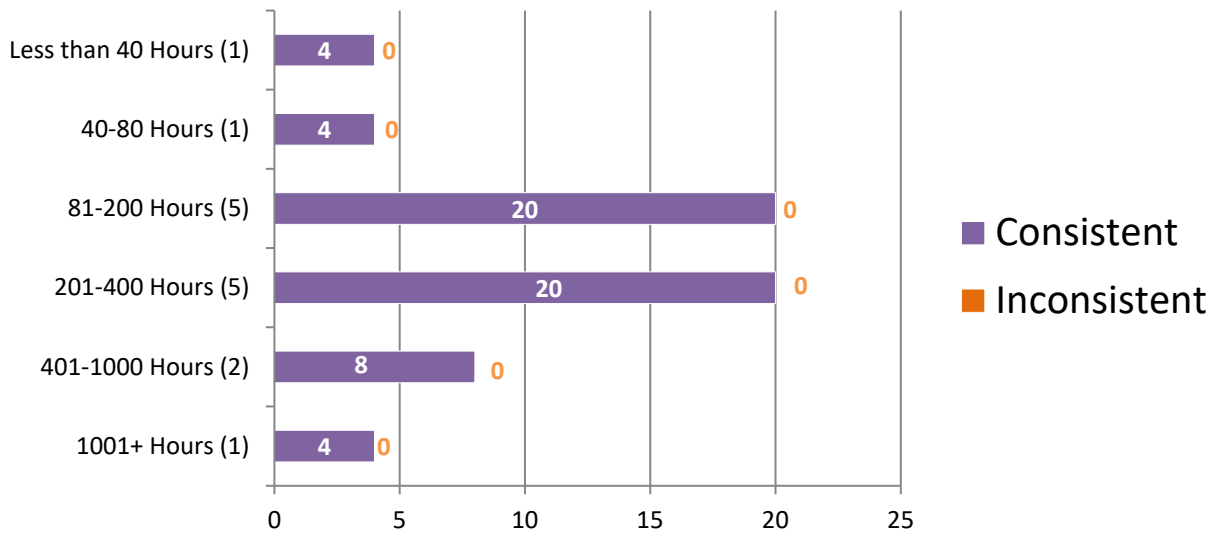
*For further information, please read *Manufacturer's Additional Observations* on the final page of this report.

Appendix 8

Percentage of Participants Based on Hours of Footwear/Tire Track Training Completed



Consistent vs Inconsistent Responses Based on Hours of Footwear/Tire Track Training Completed

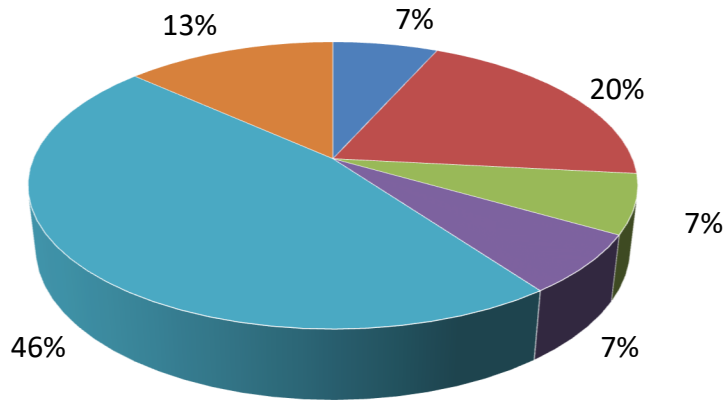


*Numerical values shown are based on 15 participant submissions, each with 4 responses, equaling 60 total responses.

*For further information, please read *Manufacturer's Additional Observations* on the final page of this report.

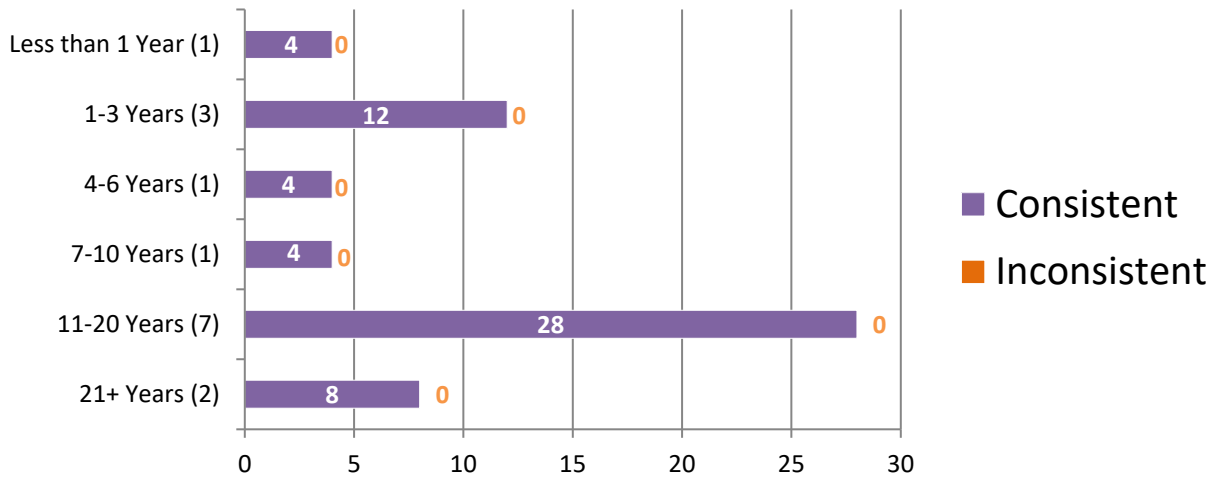
Appendix 9

Percentage of Participants Based on Years of Experience in Footwear/Tire Track Examinations



- Less than 1 Year (1) ■ 1-3 Years (3) ■ 4-6 Years (1)
- 7-10 Years (1) ■ 11-20 Years (7) ■ 21+ Years (2)

Consistent vs Inconsistent Responses Based on Years of Experience in Footwear/Tire Track Examinations

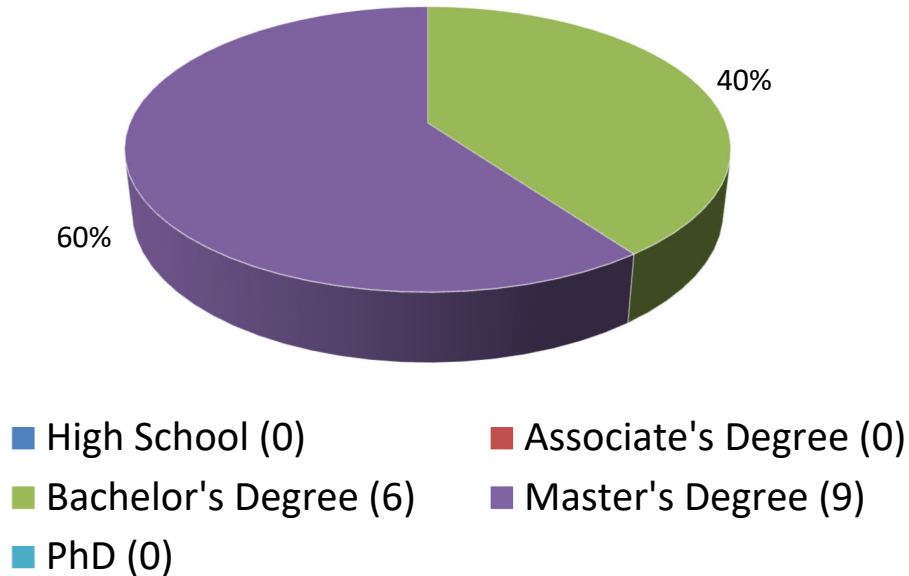


*Numerical values shown are based on **15 participant submissions, each with 4 responses, equaling 60 total responses.**

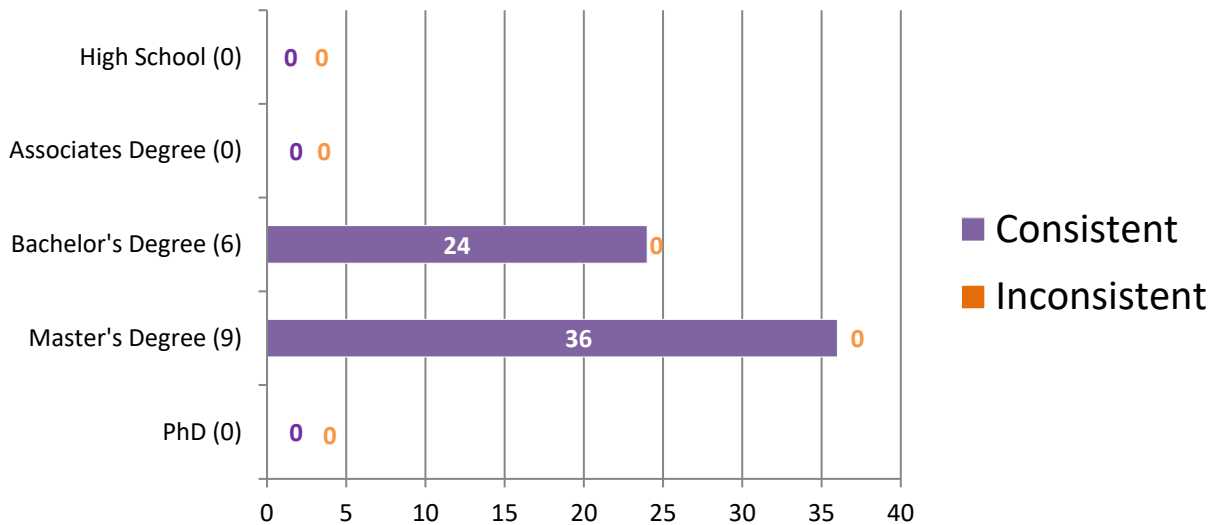
*For further information, please read **Manufacturer's Additional Observations** on the final page of this report.

Appendix 10

Percentage of Participants Based on Highest Level of Education Completed



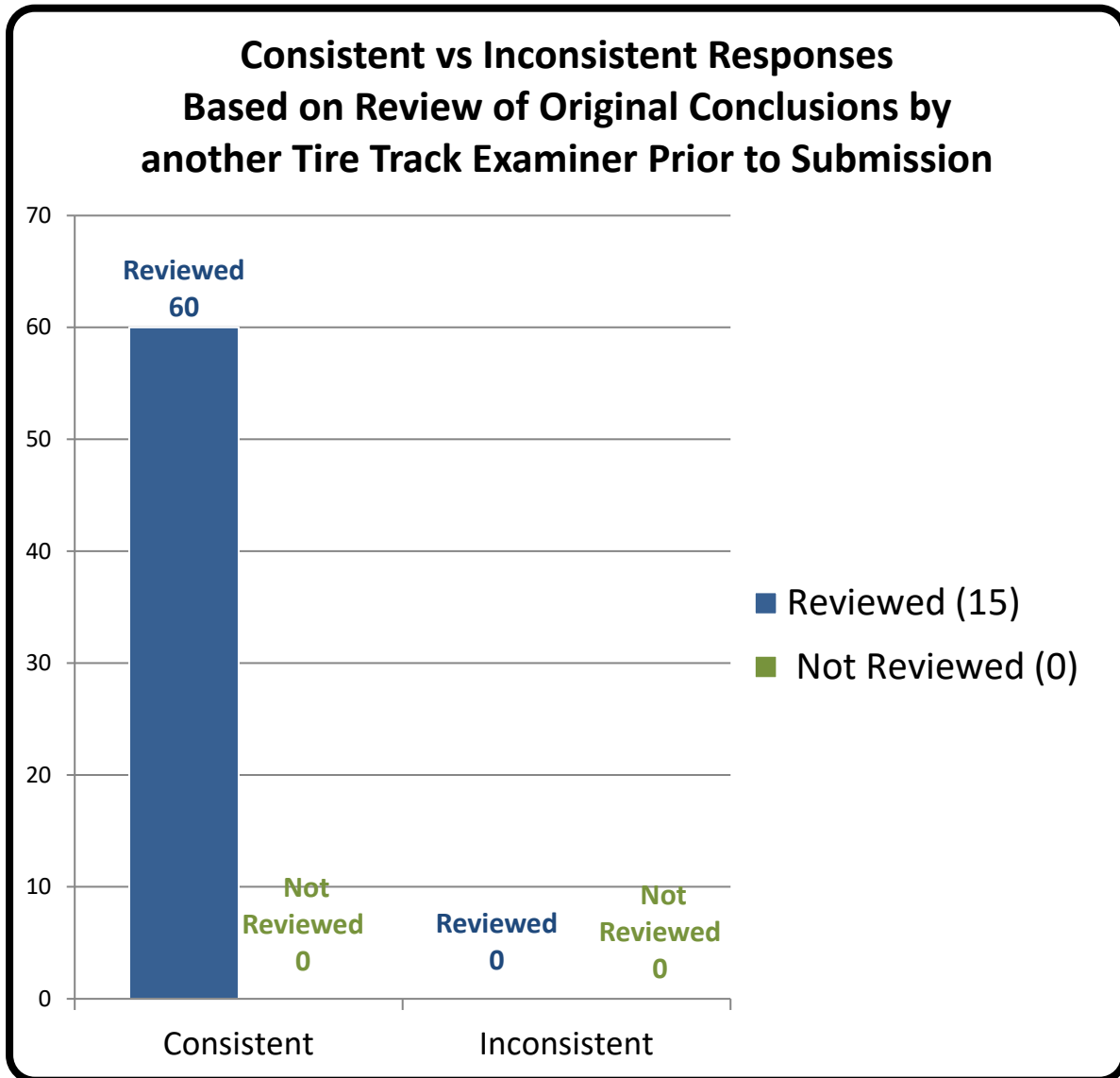
Consistent vs Inconsistent Responses Based on Highest Level of Education Completed



*Numerical values shown are based on 15 participant submissions, each with 4 responses, equaling 60 total responses.

*For further information, please read *Manufacturer's Additional Observations* on the final page of this report.

Appendix 11



*Numerical values shown are based on **15 participant submissions, each with 4 responses, equaling 60 total responses.**

*For further information, please read *Manufacturer's Additional Observations* on the final page of this report.

Appendix 12

Participant Responses Listed by Test Code

	Questioned Impression #	Q-1	Q-2	Q-3	Q-4
	Assigned Values	ID - SEC G	ID - SEC C	ID - SEC E	EXC
Test Code	9640H22401	ID - SEC G	ID - SEC C	ID - SEC E	EXC
	5446B22401	ID - SEC G	ID - SEC C	ID - SEC E	EXC
	6549O22401	ID - SEC G	ID - SEC C	ID - SEC E	EXC
	86E22401	ID - SEC G	ID - SEC C	ID - SEC E	EXC
	674Z22401	ID - SEC G	ID - SEC C	ID - SEC E	EXC
	6049M22401	ID - SEC G	ID - SEC C	ID - SEC E	EXC
	1313N22401	ID - SEC G	ID - SEC C	ID - SEC E	EXC
	3894J22401	ID - SEC G	ID - SEC C	ID - SEC E	EXC
	6886C22401	ID - SEC G	ID - SEC C	ID - SEC E	EXC
	2825Y22401	ID - SEC G	ID - SEC C	ID - SEC E	EXC
	4992Q22401	ID - SEC G	ID - SEC C	ID - SEC E	EXC
	2587F22401	ID - SEC G	ID - SEC C	ID - SEC E	EXC
	9754Q22401	ID - SEC G	ID - SEC C	ID - SEC E	EXC
	6475M22401	ID - SEC G	ID - SEC C	ID - SEC E	EXC
	8936L22401	ID - SEC G	ID - SEC C	ID - SEC E	EXC

Totals

Questioned Impression #	Q-1	Q-2	Q-3	Q-4
Assigned Values	ID - SEC G	ID - SEC C	ID - SEC E	EXC
Consistent Responses	15	15	15	15
Inconsistent Responses	0	0	0	0
Percentage of Consistent Responses	100%	100%	100%	100%

Participant's Additional Comments

Test ID	Comments
2587F22401	Known tire make and model information should be provided (we would know it since we would have the tire to roll it) This way the tire can be compared to the tire as new to see how worn the known tire is. The questioned tire sections are exceedingly short. Better lighting on known tire photos for accidental confirmation.

Manufacturer's Additional Observations

Based upon a review of the submitted responses, the following observations were noted:

1. Accreditation status, sworn or civilian status, IAI certification status, job title, time devoted to tire track casework, hours of training, years of experience, formal education or review of findings before submittal appeared to have no impact on submitted results for test 22401.

Authorized by: Jon Byrd, CEO
Date of Issue: August 29, 2022